

**Order of Pharmacists of Lebanon**

**نقابة صيادلة لبنان**



**OPL New  
Web Services**

**USER'S GUIDE**

**THIRD EDITION**

***PREPARED BY:***

**OPL – DRUG INFORMATION CENTER**

**OPL – RECRUITMENT COMMITTEE**

**Beirut, May 2014**

## FOREWORD

Dear colleague,

Good pharmacy practice always requires educational development of the pharmacists.

OPL plan is to secure all the needed tools to make this process available in the most efficient and effective way to all our colleagues, enabling them to develop their knowledge and skills.

In this third edition of the user's guide, you will find all you need to help you use and get the best and the latest of OPL's web services, accessible and/or downloadable through [www.opl.org.lb](http://www.opl.org.lb)

### 1. The new website

A 2-phases website: one for the public with limited access to the contents, and one for the pharmacist/student with accessibility to full contents after logging in.

### 2. The e-mail

A must have to access the e-library and Swank (our new CE program platform).

Activating and using your e-mail will allow you to:

- Receive mails from OPL
- Connect to OPL e-Library
- Receive newsletters from OPL. These newsletters are intended either to inform the pharmacist (circulars), or to inform the public during awareness campaigns. In this case, the pharmacist will have to print it and distribute it in his pharmacy.
- Keep in touch with the Order of Pharmacists and send your CE Credits for validation in our new mandatory Continuing Education Program

### 3. The OPL e-services

Will be available as of 2014 second semester and will allow you to:

- Check your payment balance at OPL and OPL funds
- Do all your payments online
- Ask for all kind of documents from OPL (hard copies will be sent by LibanPost)

### 4. The online forms

The forms available online are:

- Complaints
- Suggestions
- Training certificate (currently downloadable but will be soon online)
- Recruitment Request form
- Employment Request form

And the following form will be available as of 2014 second semester:

- Employment certificate

### 5. The OPLconnect application

A Windows-based application which will allow OPL to send you:

- Reminders: congress, pharmacy day, sport event...
- Alerts: withdrawal of a drug, pictures of thieves caught by security cameras...
- Important links
- News: price variation, OPL activities...

### 6. The OPL e-Library

An easy and a pleasant learning tool:

- Check drug interactions and get the latest updates in evidence based medicine in Diseases and conditions from UpToDate
- Browse the most trusted books in pharmacy practice, Medications errors, Psychiatry

- Read latest updates about herbal medicine
- Make calculations easily
- Search any clinical topic using federated search engine across all databases

#### **7. The Swank platform**

Accessible through the e-library, Swank is a Learning Management System which provides continuing education courses in different areas:

- Pharmacy
- Clinical Laboratory Science
- Dietetics
- Patient Education

Other courses will be added to expand the course list.

**The President of the  
Order of Pharmacists of Lebanon**  
Rabih HASSOUNEH

# OPL Web Guide 2014

## STEP1: ACTIVATE E-MAIL

Go to [www.opl.org.lb](http://www.opl.org.lb)

Click on "Login" in the pop-up window

The screenshot shows the OPL website interface. At the top, there is a navigation bar with the OPL logo and the text 'ORDRE DES PHARMACIENS DU LIBAN'. Below this, there are several menu items: 'QUI SOMMES NOUS', 'ANNUAIRE', 'MÉDICAMENTS', 'LIENS UTILES', and 'CARRIÈRES'. On the left side, there is a vertical menu with four items: 'L'ORDRE', 'LE PHARMACIEN', 'LETUDIANT', and 'LE PATIENT'. In the center, a pop-up window is displayed with the OPL logo and the text 'ORDRE DES PHARMACIENS DU LIBAN'. The pop-up contains two paragraphs of text in French and Arabic. The word 'Login' in the second paragraph is circled in red. On the right side, there is a 'LE PHARMACIEN' section with a list of links: 'WEBMAIL', 'E-LIBRARY', 'OPL CONNECT', 'FORMATION CONTINUE', 'E-SERVICE', 'MÉDICAMENTS', 'ATTESTATION DE STAGE', 'SUGGESTIONS', 'PLAINTES', 'ANNUAIRE', and 'LIENS UTILES'. At the bottom, there is a banner for 'Enquête sur les besoins en Formation Continue'.

Or click on "Login" from the upper right menu

The screenshot shows the OPL website interface. At the top, there is a navigation bar with the OPL logo and the text 'ORDRE DES PHARMACIENS DU LIBAN'. Below this, there are several menu items: 'WHO ARE WE', 'CAREERS', 'DIRECTORY', 'DRUGS', and 'USEFUL LINKS'. On the right side, there is a search bar with the text 'Advanced Search' and a magnifying glass icon. Below the search bar, there are three language selection buttons: 'AR', 'FR', and 'EN'. In the upper right corner, there is a 'Home Login Contact us FAQ' menu. The word 'Login' is circled in red. On the left side, there is a vertical menu with four items: 'THE ORDER', 'THE PHARMACIST', 'THE STUDENT', and 'THE PATIENT'. In the center, there is a large image of a mortar and pestle with fresh basil leaves. On the right side, there is a 'THE PHARMACIST' section with a list of links: 'WEBMAIL', 'E-LIBRARY', 'OPL CONNECT', 'CONTINUING EDUCATION', 'E-SERVICE', 'DRUGS', 'TRAINING CERTIFICATE', 'SUGGESTIONS', 'COMPLAINTS', 'SUB-COMMITTEES', and 'USEFUL LINKS'.

## Chose "Pharmacist"

AR FR EN Advanced Search

نقابة صيادلة لبنان  
ORDRE DES PHARMACIENS DU LIBAN

Home | Login | Contact us | FAQ

WHO ARE WE | CAREERS | DIRECTORY | DRUGS | USEFUL LINKS

Pharmacist  
Student

THE ORDER

THE PHARMACIST

THE STUDENT

THE PATIENT

THE PHARMACIST

WEBMAIL

E-LIBRARY

OPL CONNECT

CONTINUING EDUCATION

E-SERVICE

DRUGS


TRAINING CERTIFICATE

SUGGESTIONS

COMPLAINTS

SUB-COMMITTEES

USEFUL LINKS



## Click on "NOT YET REGISTERED? CLICK HERE"

AR FR EN Advanced Search

نقابة صيادلة لبنان  
ORDRE DES PHARMACIENS DU LIBAN

Home | Login | Contact us | FAQ

WHO ARE WE | CAREERS | DIRECTORY | DRUGS | USEFUL LINKS

LOGIN

Enter your email at the order and your date of birth:

Email

Date of Birth  /  /   
dd mm yyyy

LOGIN

NOT YET REGISTERED?  
CLICK HERE

Enter your OPL registration number and you date of birth  
Click on "Activate Email"

[back](#)

Microsoft®  
**Outlook® Web App**

To activate your Email with OPL; please enter your registration number and date of birth:

Your OPL Registration No.   
رقم إنتسابك في النقابة

Date of Birth  /  /   
dd mm yyyy

For more support, please contact in2info our official webprovider on:  
Tel: 01 244 778 Mob: 03 925 797  
Email: [support@in2info.com](mailto:support@in2info.com)

Connected to Microsoft Exchange  
© 2010 Microsoft Corporation. All rights reserved.

Your Email and Password will appear in a new window.  
Allow 48h for the mail to be active

[back](#)

Microsoft®  
**Outlook® Web App**

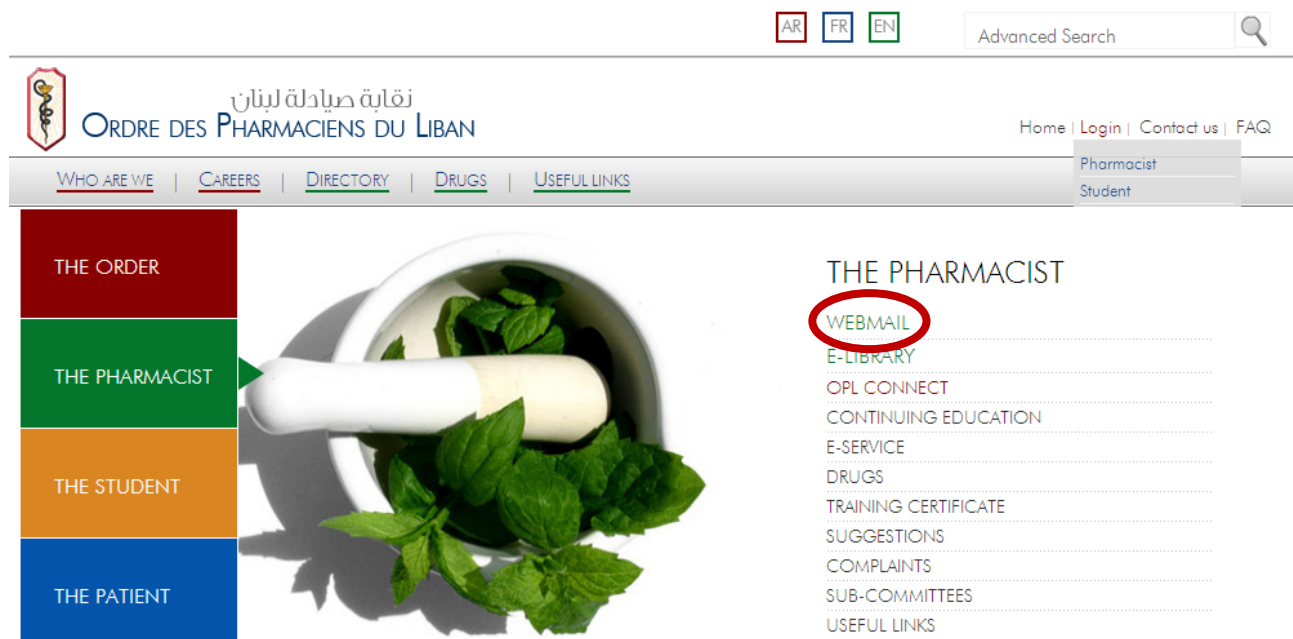
Dear HALA.SACRE,  
Congratulations,  
Email address : [hala.sacre@opl.org.lb](mailto:hala.sacre@opl.org.lb)  
Password : **Pharmacist2045!** ("P" Capital letter)  
Is set and will be active within the next 24 hrs.  
For more support, please contact in2info our official webprovider on:  
Tel: 01 244 778 Mob: 03 925 797  
Email: [support@in2info.com](mailto:support@in2info.com) or [zismail@in2info.com](mailto:zismail@in2info.com)

Connected to Microsoft Exchange  
© 2010 Microsoft Corporation. All rights reserved.

## STEP2: CHECK YOUR E-MAIL

Go to [www.opl.org.lb](http://www.opl.org.lb)

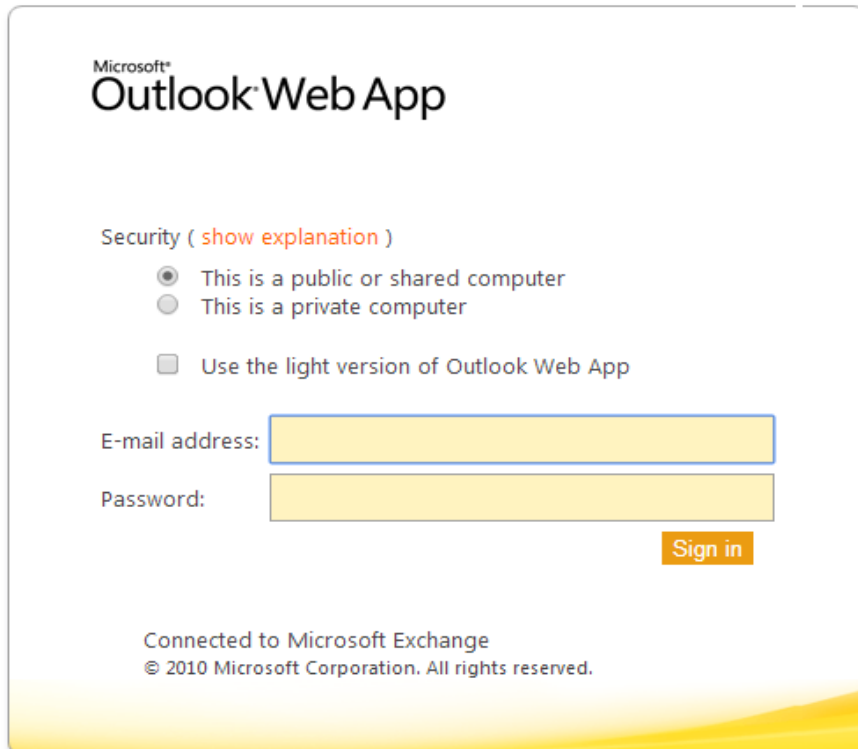
Click on **WEBMAIL**



The screenshot shows the website for the Order of Pharmacists of Lebanon (OPL). At the top right, there are language selection buttons for AR, FR, and EN, and an 'Advanced Search' field. Below the header, the OPL logo and name are displayed in Arabic and French. A navigation menu includes 'WHO ARE WE', 'CAREERS', 'DIRECTORY', 'DRUGS', and 'USEFUL LINKS'. On the right, there are links for 'Home', 'Login', 'Contact us', and 'FAQ'. A dropdown menu is open under 'Login', showing 'Pharmacist' and 'Student'. The main content area features a central image of a mortar and pestle with fresh basil. To the left of the image is a vertical menu with four colored buttons: 'THE ORDER' (red), 'THE PHARMACIST' (green), 'THE STUDENT' (orange), and 'THE PATIENT' (blue). To the right of the image is a list of services under the heading 'THE PHARMACIST', with 'WEBMAIL' circled in red. The other services listed are E-LIBRARY, OPL CONNECT, CONTINUING EDUCATION, E-SERVICE, DRUGS, TRAINING CERTIFICATE, SUGGESTIONS, COMPLAINTS, SUB-COMMITTEES, and USEFUL LINKS.

Enter your e-mail and password

Click on "Sign in"



The screenshot shows the Microsoft Outlook Web App sign-in page. At the top, it says 'Microsoft Outlook Web App'. Below this, there is a 'Security' section with a link to 'show explanation'. There are three radio buttons: 'This is a public or shared computer' (selected), 'This is a private computer', and 'Use the light version of Outlook Web App' (unchecked). Below the security options are two text input fields: 'E-mail address:' and 'Password:'. To the right of the password field is a 'Sign in' button. At the bottom, it says 'Connected to Microsoft Exchange' and '© 2010 Microsoft Corporation. All rights reserved.'

### STEP3: REGISTER A NEW ACCOUNT ON E-LIBRARY

Go to [www.opl.org.lb](http://www.opl.org.lb)

Click on E-LIBRARY

The screenshot shows the top navigation bar of the website. On the right, there are language selection buttons for AR, FR, and EN, and an 'Advanced Search' field with a magnifying glass icon. Below this is the logo for 'ORDRE DES PHARMACIENS DU LIBAN' with its Arabic name 'نقابة صيادلة لبنان'. To the right of the logo are links for 'Home', 'Login', 'Contact us', and 'FAQ'. A dropdown menu is open, showing 'Pharmacist' and 'Student' options. Below the navigation bar is a horizontal menu with links for 'WHO ARE WE', 'CAREERS', 'DIRECTORY', 'DRUGS', and 'USEFUL LINKS'. The main content area features a large image of a mortar and pestle with fresh basil leaves. To the left of the image is a vertical menu with four colored buttons: 'THE ORDER' (red), 'THE PHARMACIST' (green), 'THE STUDENT' (orange), and 'THE PATIENT' (blue). To the right of the image is a list of services under the heading 'THE PHARMACIST', including 'WEMAIL', 'E-LIBRARY' (circled in red), 'ONE CONNECT', 'CONTINUING EDUCATION', 'E-SERVICE', 'DRUGS', 'TRAINING CERTIFICATE', 'SUGGESTIONS', 'COMPLAINTS', 'SUB-COMMITTEES', and 'USEFUL LINKS'.

Click on **“Register a new account”**

The screenshot shows the user registration page. At the top right, there is a language dropdown menu set to 'English'. Below the logo and name 'Ordre Des Pharmaciens du Liban', there is a navigation bar with links for 'Profile', 'Resources', 'Request a resource', 'Photo Gallery', 'Search all resources', and 'Library Documents', along with a search field. The main content area has a green background with a grid pattern and an image of three glasses containing orange liquid, white pills, and clear liquid. On the left, there are input fields for 'Username' and 'Password', a 'Sign in' button, and a 'Forgot Password' link. The 'Register a new account' link is circled in red. On the right, there are three green buttons: 'Training Schedule', 'Library Documents', and 'Request a Resource'. Below this are three sections: 'Latest News / Announcements' with three news items, 'Trial Resources' with a 'Currently no active trial' message, and 'Library Events' with a 'No event available' message. At the bottom, there are 'Quick Links' and 'Training Center' sections, both with 'No training available' messages.



Enter your info (no need for Keywords)  
Create your OWN password  
Click on "Submit"



English

Ordre Des Pharmaciens du Liban

Profile Resources Request a resource Photo Gallery Search all resources Library Documents

Register New Account

### Register New Account

\* A valid institutional email is required to register. After completing the form, please check your mailbox to activate your account.

First Name:

Middle Name:

Last Name:

Title:

E-mail (username):

Confirm Email:

Alternate Email:

Your specialty:

Profession:

Profession:

Phone Number:

Department:

OPL ID:

Keywords:

Password:

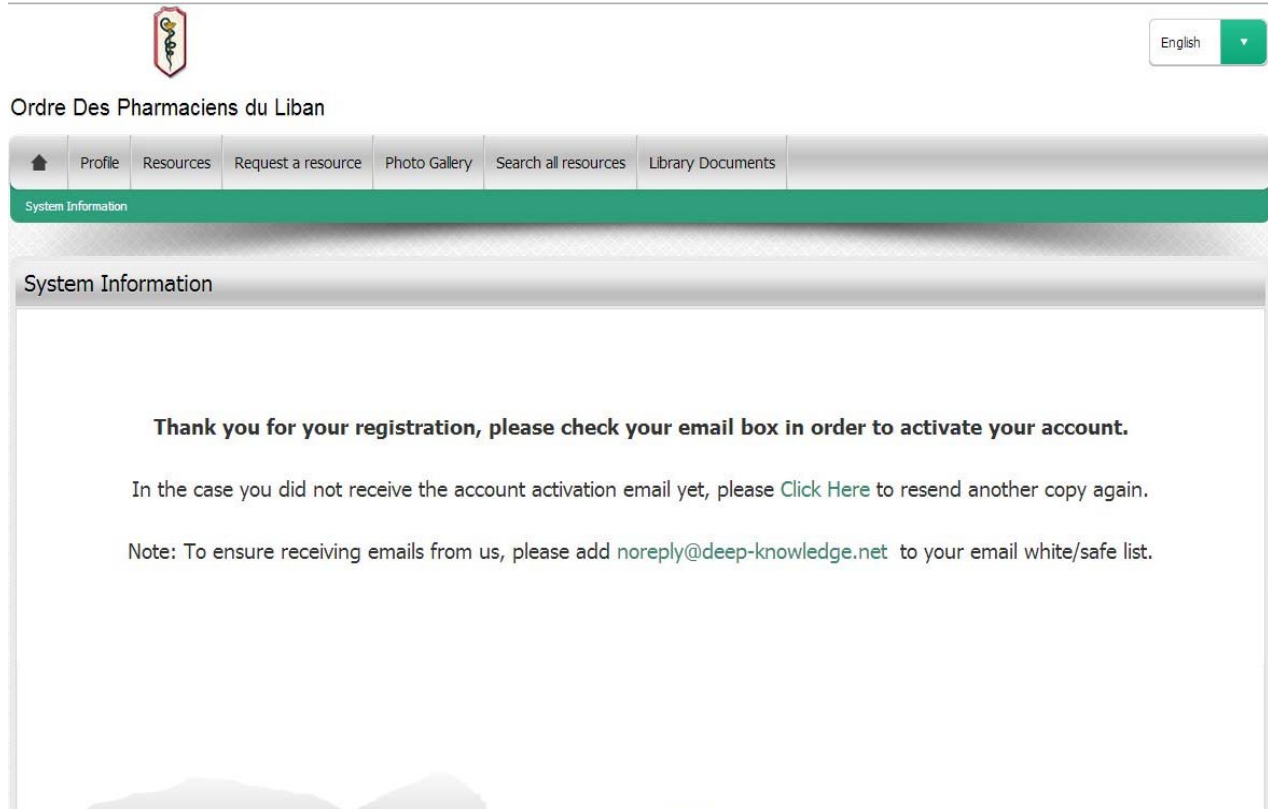
Confirm Password:

By clicking on 'Submit' below, you accept the DeepKnowledge™ [General terms of use](#)

Help Center Download on the App Store Find Us On:   
AVAILABLE NOW FOR IPAD!

|          |  |  |
|----------|--|--|
| RSS Feed | Legal terms<br><a href="#">General Terms of Use</a><br><a href="#">Legal Information</a> | DeepKnowledge<br><a href="#">About</a> |
|----------|--|--|

## This window will appear



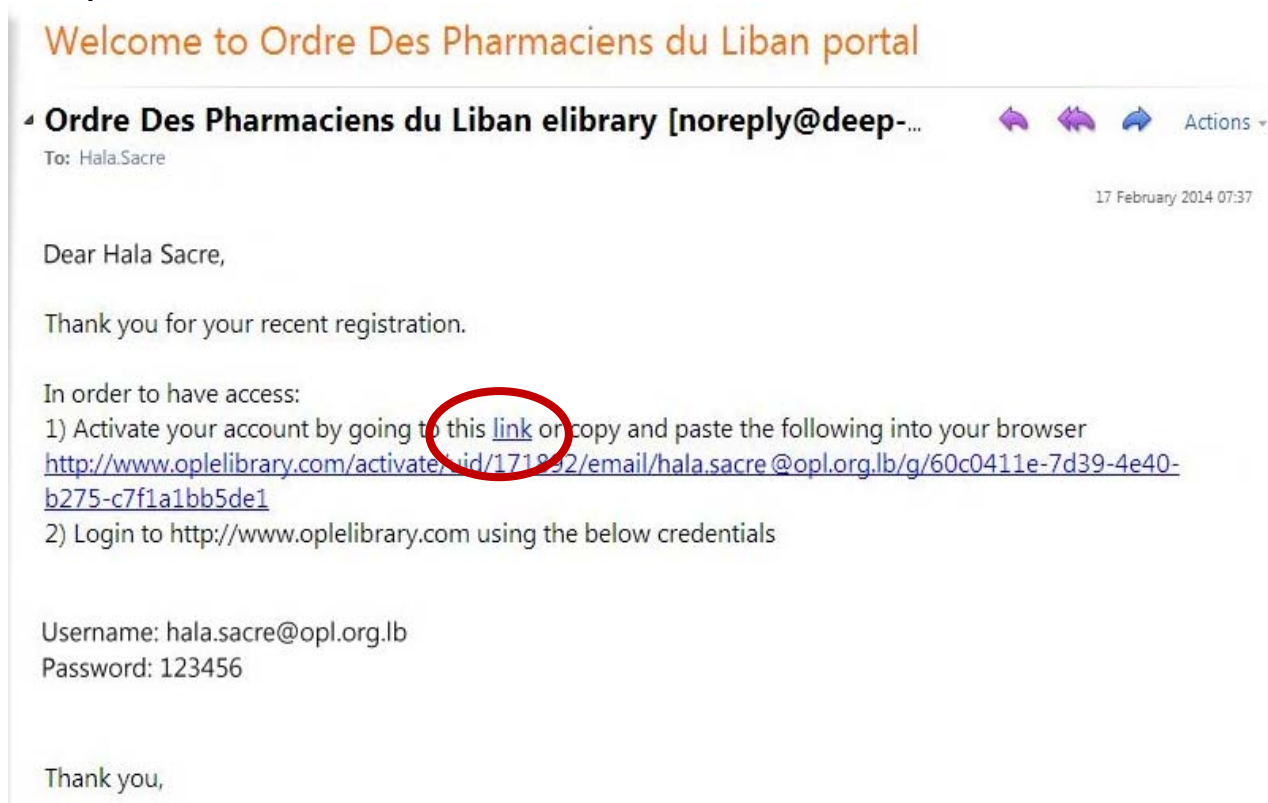
The screenshot shows the top navigation bar of the Ordre Des Pharmaciens du Liban portal. The language is set to English. The main content area displays a confirmation message:

**Thank you for your registration, please check your email box in order to activate your account.**

In the case you did not receive the account activation email yet, please [Click Here](#) to resend another copy again.

Note: To ensure receiving emails from us, please add [noreply@deep-knowledge.net](mailto:noreply@deep-knowledge.net) to your email white/safe list.

## Go to your E-mail inbox and click on the "link"



The screenshot shows an email from the Ordre Des Pharmaciens du Liban elibrary. The subject is "Ordre Des Pharmaciens du Liban elibrary [noreply@deep-...]" and the recipient is Hala.Sacre. The email is dated 17 February 2014 07:37.

Dear Hala Sacre,

Thank you for your recent registration.

In order to have access:

- 1) Activate your account by going to [this link](http://www.oplelibrary.com/activate/uid/171892/email/hala.sacre@opl.org.lb/g/60c0411e-7d39-4e40-b275-c7f1a1bb5de1) or copy and paste the following into your browser
- 2) Login to <http://www.oplelibrary.com> using the below credentials

Username: [hala.sacre@opl.org.lb](mailto:hala.sacre@opl.org.lb)  
Password: 123456

Thank you,

**You will be directed to this window**  
**Click on the home icon to log on to the E-library**

English

Ordre Des Pharmaciens du Liban

Home Profile Resources Request a resource Photo Gallery Search all resources Library Documents

System Information

System Information

Thank you for activating your account. You can now start using the elibrary.

**Enter your OPL e-mail and the password you created**  
**Click on "Sign in"**

English

Ordre Des Pharmaciens du Liban

Home Profile Resources Request a resource Photo Gallery Search all resources Library Documents Search

Username

Password

**Sign in**

Forgot Password?

Register a new account

Training Schedule

Library Documents

Request a Resource

**Latest News / Announcements**

- > [IMSN position statement 2013](#)  
Thursday, November 07, 2013
- > [DeepKnowledge Portal for Ordre Des Pharmaciens Au Liban launched!](#)  
Tuesday, December 20, 2011
- > [Registration is now open!](#)  
Tuesday, December 20, 2011

**Trial Resources**

Currently no active trial

**Library Events**

No event available.

**Quick Links**

- > [Ordre des Pharmaciens du Liban](#)
- > [Food and Drug Administration](#)
- > [Agence nationale de sécurité du médicament et des produits de santé](#)

**Training Center**

No training available.

### STEP3: ACCESSING SWANK ON E-LIBRARY

In "Resources" click on "Swank Healthcare"

The screenshot shows the website interface for the Ordre Des Pharmaciens du Liban. At the top right, there is a user greeting "Welcome Hala Sacre" and a "logout" button. Below this is a language selector set to "English". The main navigation bar includes "Home", "Profile", "Resources" (highlighted in green), "Request a resource", "Photo Gallery", "Search all resources", and "Library Documents". A breadcrumb trail shows "Resources".

The "Resources" section features a filter box and tabs for "All resources", "eBooks", "Reviews", "Videos", "Databases", "CME & Learning", and "Trials". A grid of resource cards is displayed, each with a title, logo, star rating, and vote information. The "Swank HealthCare" card is circled in red. It shows a 5-star rating and "Total Votes: 26 / Overall Rating: 4". Other resources include "American Society of Health-Systeme...", "Books@Ovid", "Drug Information Fulltext@Wolters Kluwer Health", "Joint Commission Resources (JCR)", "Medline", "PharmacyLibrary", and "UpToDate".

At the bottom, there is a green banner with a "Help Center" icon, an "App Store" download button, and social media links for Facebook, Twitter, and LinkedIn. Below the banner are sections for "RSS Feed", "Legal terms" (with links for "General Terms of Use" and "Legal Information"), and "DeepKnowledge" (with a link for "About"). The footer contains the copyright notice: "Copyright © Ordre Des Pharmaciens du Liban 2014. All rights reserved. Powered by DeepKnowledge™".



Recent Pages



## Privacy Policy Acknowledgement

In order to proceed you must accept the privacy policy

Health.edu recognizes that your privacy and the protection of your personal information are important to you. We have created a privacy policy in order to demonstrate our commitment to privacy. The complete privacy policy is available [here](#).

As a provider of online educational services, Health.edu collects certain student or visitor information required by certifying authorities, accrediting bodies, licensing boards or governmental agencies. We store this information on our servers. In the online medium, detailed affirmation of a users' identity and their actions while using Health.edu is necessary to verify the legitimacy of course participants.

Health.edu utilizes industry standard security measures to protect against the loss, misuse, and alteration of information under its control. While there is no such thing as absolute security on the Internet, we will take reasonable and prudent steps to promote the security of the personally identifiable information which you provide.

I authorize disclosure of my information to third parties who assist TTUHSC in delivery of Continuing Education activities, Accrediting Agencies, Medical Licensing Agencies, and your employer (in instances in which you wish to participate in a Continuing Education activity as a part of assigned work responsibilities at your employer).

**Please review the information and indicate your acceptance and acknowledgement.**

[Continue](#)

Copyright © 2008 Swank Healthcare.

Recent Pages



## Privacy Policy Acknowledgement

In order to proceed you must accept the privacy policy

Health.edu recognizes that your privacy and the protection of your personal information are important to you. We have created a privacy policy in order to demonstrate our commitment to privacy. The complete privacy policy is available [here](#).

As a provider of online educational services, Health.edu collects certain student or visitor information required by certifying authorities, accrediting bodies, licensing boards or governmental agencies. We store this information on our servers. In the online medium, detailed affirmation of a users' identity and their actions while using Health.edu is necessary to verify the legitimacy of course participants.

Health.edu utilizes industry standard security measures to protect against the loss, misuse, and alteration of information under its control. While there is no such thing as absolute security on the Internet, we will take reasonable and prudent steps to promote the security of the personally identifiable information which you provide.

I authorize disclosure of my information to third parties who assist TTUHSC in delivery of Continuing Education activities, Accrediting Agencies, Medical Licensing Agencies, and your employer (in instances in which you wish to participate in a Continuing Education activity as a part of assigned work responsibilities at your employer).

**Please review the information and indicate your acceptance and acknowledgement.**

[Continue](#)

Copyright © 2008 Swank Healthcare.

Click on the desired section (Dietetics, Pharmacy...)

[My Assigned Training](#)
[Course List](#)
[Events](#)
[My Profile](#)
[My Completed Courses](#)
[Search](#)
[Logout](#)

Recent Pages >> Group Listing >> Course List >> Site Coordinator [Print](#)

**Hala Sacre**  
 2658 - Order of Pharmacists Lebanon  
 Member of group:  
 Pharmacist  
 email: hala.sacre@opl.org.lb

Click on the heading for a list of course titles.

**Order of Pharmacists Lebanon Courses**

- [Patient Education](#)
- Health.edu (CE/CME)**
- [Clinical Laboratory Science](#)
- [Dietetics](#)
- [Patient Education](#)
- [Pharmacy](#)
- [Pharmacy Technician](#)

Copyright © 2008 Swank Healthcare.

Choose a course  
 Click on view course

[My Assigned Training](#)
[Course List](#)
[Events](#)
[My Profile](#)
[My Completed Courses](#)
[Search](#)
[Logout](#)

Recent Pages >> Group Listing >> Site Coordinator >> Course List [Print](#)

**Hala Sacre**  
 2658 - Order of Pharmacists Lebanon  
 Member of group:  
 Pharmacist  
 email: hala.sacre@opl.org.lb

Click on the heading for a list of course titles.

**Order of Pharmacists Lebanon Courses**

- [Patient Education](#)
- Health.edu (CE/CME)**
- [Clinical Laboratory Science](#)
- [Dietetics](#)
- [Patient Education](#)
- [Pharmacy](#)

| Course Name  | Expiration Date | Course Number | Credits |                             |
|--|-----------------|---------------|---------|-----------------------------|
| Bariatric Surgery: A Promising Treatment Option for Type 2 Diabetes                    | 9/30/2015       | 71013         | 1.00    | <a href="#">View Course</a> |
| Cultural Competency  | 8/31/2015       | 71213         | 1.00    | <a href="#">View Course</a> |
| Heart Failure  | 1/31/2016       | 70314         | 1.00    | <a href="#">View Course</a> |
| Mommy-To-Be Blues: SSRI Use in Pregnancy   | 11/1/2015       | 71912         | 1.00    | <a href="#">View Course</a> |
| Parenteral Drug Administration Issues in Children                                      | 12/1/2015       | 71612         | 1.00    | <a href="#">View Course</a> |
| Patient Safety and Medication Errors   | 8/31/2014       | 71312         | 1.00    | <a href="#">View Course</a> |
| Pediatric Asthma Drugs and Devices   | 3/1/2015        | 70312         | 1.00    | <a href="#">View Course</a> |
| The Crisis of Multidrug Resistant Organisms: Strategies for Improving a Dire Situation | 11/30/2015      | 71113         | 1.00    | <a href="#">View Course</a> |
| U-500 Insulin  | 10/31/2015      | 70913         | 1.00    | <a href="#">View Course</a> |
| Understanding the TRICARE Pharmacy Benefit   | 7/31/2014       | 71212         | 1.00    | <a href="#">View Course</a> |

## Click on view module

### Bariatric Surgery: A Promising Treatment Option for Type 2 Diabetes

Course # 71013

















#### Course Modules

| Name  | Instructor                 |                             |
|---|----------------------------|-----------------------------|
| Bariatric Surgery: A Promising Treatment Option for Type 2 Diabetes | Athena Huang, PharmD, PGY2 | <a href="#">View Module</a> |


## Choose your preferred format

Click on "Click here to view" to see, listen or read the full course

Please select one For viewing technical assistance, [click here](#)

|   |                                 |                      |                                    |   |
|---|---------------------------------|----------------------|------------------------------------|---|
|  | Windows Media - High Definition | 71013.HD.wmv         | <a href="#">Click here to view</a> |  |
|  | Windows Media                   | 71013.wmv            | <a href="#">Click here to view</a> |  |
|  | Windows Media - High Resolution | 71013.HI.wmv         | <a href="#">Click here to view</a> |  |
|  | QuickTime                       | 71013-ISDN.mov       | <a href="#">Click here to view</a> |  |
|  | Audio Only                      | 71013.wma            | <a href="#">Click here to view</a> |  |
|  | Portable Document Format        | 71013.Notes.pdf      | <a href="#">Click here to view</a> |  |
|  | Transcript                      | 71013.transcript.pdf | <a href="#">Click here to view</a> |  |
|  | Charts and Graphs               | 71013.Charts.pdf     | <a href="#">Click here to view</a> |  |

## When you are ready click on "Test"

| Test Name   |                      |
|---|----------------------|
|  Bariatric Surgery: A Promising Treatment Option for Type 2 Diabetes | <a href="#">Test</a> |

## Fill the answers

Click on "Continue to course evaluation"

Course Test

1. Which of the following is a contraindication to bariatric surgery?

Hypertension

Bipolar disorder and schizophrenia

History of medication compliance

All of the above

2. What is a postulated mechanism for bariatric surgery?

Hindgut theory

Dumping syndrome

Foregut theory

All of the above

3. Which of the following bariatric surgeries has shown the greatest weight loss?

Laparoscopic adjustable gastric band

Sleeve gastrectomy

Roux-en-Y gastric bypass

Biliopancreatic diversion

4. Which of the following bariatric surgeries has shown the highest 30-day mortality rate?

Laparoscopic adjustable gastric band

Sleeve gastrectomy

Roux-en-Y gastric bypass

Biliopancreatic diversion

[Continue to course evaluation](#)

**Fill the evaluation**  
**Click on "Submit and grade test"**

Course Evaluation

N/A = Not Applicable, 1 = Poor, 2 = Below Average, 3 = Average, 4 = Above Average, 5 = Excellent

**EVALUATION OF EACH OBJECTIVE**

|  |                         |                         |                         |                         |                         |
|--|-------------------------|-------------------------|-------------------------|-------------------------|-------------------------|
| Differentiate obesity classifications and guideline recommendations regarding bariatric surgery in type 2 diabetes (T2DM). | <input type="radio"/> 1 | <input type="radio"/> 2 | <input type="radio"/> 3 | <input type="radio"/> 4 | <input type="radio"/> 5 |
| Differentiate types of bariatric surgery.  | <input type="radio"/> 1 | <input type="radio"/> 2 | <input type="radio"/> 3 | <input type="radio"/> 4 | <input type="radio"/> 5 |
| Recognize desired clinical outcomes of bariatric surgery in T2DM.  | <input type="radio"/> 1 | <input type="radio"/> 2 | <input type="radio"/> 3 | <input type="radio"/> 4 | <input type="radio"/> 5 |
| Recognize cost-effectiveness of bariatric surgery in T2DM.   | <input type="radio"/> 1 | <input type="radio"/> 2 | <input type="radio"/> 3 | <input type="radio"/> 4 | <input type="radio"/> 5 |
| The test questions reflected program objectives  | <input type="radio"/> 1 | <input type="radio"/> 2 | <input type="radio"/> 3 | <input type="radio"/> 4 | <input type="radio"/> 5 |

**EFFECTIVENESS OF PRESENTER(S)**

|   |                         |                         |                         |                         |                         |
|---|-------------------------|-------------------------|-------------------------|-------------------------|-------------------------|
| Teaching methods/strategies appropriate to presentation | <input type="radio"/> 1 | <input type="radio"/> 2 | <input type="radio"/> 3 | <input type="radio"/> 4 | <input type="radio"/> 5 |
| Overall level of presentation                           | <input type="radio"/> 1 | <input type="radio"/> 2 | <input type="radio"/> 3 | <input type="radio"/> 4 | <input type="radio"/> 5 |
| Use of teaching aids/techniques                         | <input type="radio"/> 1 | <input type="radio"/> 2 | <input type="radio"/> 3 | <input type="radio"/> 4 | <input type="radio"/> 5 |
| Ability to communicate major points                     | <input type="radio"/> 1 | <input type="radio"/> 2 | <input type="radio"/> 3 | <input type="radio"/> 4 | <input type="radio"/> 5 |

**CONTENT OF COURSE**

|   |                         |                         |                         |                         |                         |
|---|-------------------------|-------------------------|-------------------------|-------------------------|-------------------------|
| Content followed outline  | <input type="radio"/> 1 | <input type="radio"/> 2 | <input type="radio"/> 3 | <input type="radio"/> 4 | <input type="radio"/> 5 |
| Relationship of the objectives to the overall purpose/goal(s) of the activity                               | <input type="radio"/> 1 | <input type="radio"/> 2 | <input type="radio"/> 3 | <input type="radio"/> 4 | <input type="radio"/> 5 |
| Graphics enhanced program content   | <input type="radio"/> 1 | <input type="radio"/> 2 | <input type="radio"/> 3 | <input type="radio"/> 4 | <input type="radio"/> 5 |
| Appropriateness of the program educational level  | <input type="radio"/> 1 | <input type="radio"/> 2 | <input type="radio"/> 3 | <input type="radio"/> 4 | <input type="radio"/> 5 |
| Was the content current, relevant, accurate, and useful to your practice at the time you viewed this video? | <input type="radio"/> 1 | <input type="radio"/> 2 | <input type="radio"/> 3 | <input type="radio"/> 4 | <input type="radio"/> 5 |

**ACHIEVEMENT OF PERSONAL OBJECTIVES**

|  |                         |                         |                         |                         |                         |
|--|-------------------------|-------------------------|-------------------------|-------------------------|-------------------------|
| I feel my personal objectives were met by this program | <input type="radio"/> 1 | <input type="radio"/> 2 | <input type="radio"/> 3 | <input type="radio"/> 4 | <input type="radio"/> 5 |
| Viewing this program has enhanced my practice/job      | <input type="radio"/> 1 | <input type="radio"/> 2 | <input type="radio"/> 3 | <input type="radio"/> 4 | <input type="radio"/> 5 |
| Effective use of time in covering the subject          | <input type="radio"/> 1 | <input type="radio"/> 2 | <input type="radio"/> 3 | <input type="radio"/> 4 | <input type="radio"/> 5 |

**PROGRAM VIEW METHOD**

Please enter the method by which you viewed the program.

Web Streaming (Online Viewing) ▼

**NEEDS ASSESSMENT/COMMENTS**

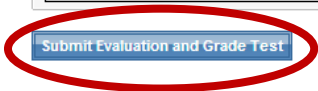
Please enter your comments and include information on what topics you would like to have offered in the future

**DISCUSSION/REFLECTIVE ANALYSIS (Nursing ONLY)**

Please take several minutes to respond to the Discussion/Reflection questions found on the Course Handout/Syllabus.

**PHYSICIAN QUESTION**

As a result of this activity, what changes will you make in your practice?





To check your credits click on "My Completed Courses"  
 Click on "View Certificate"

- [My Assigned Training](#)
- [Course List](#)
- [Events](#)
- [My Profile](#)
- [My Completed Courses](#)
- [Search](#)

[Logout](#)

Recent Pages >> [Course List](#)

**Hala Sacre**

2658 - Order of Pharmacists Lebanon  
 Member of group:  
 Pharmacist  
 email: hala.sacre@opl.org.lb

 [Print My Course History](#)

**My Completed Courses**

Courses will appear in the list below within an hour after successful completion. To print a certificate for one course, click the View Certificate link next to the course title. To print a list of all courses completed on swankhealth.com, click the Print My Course History link above.

**Health.edu (CE/CME)**

| Course Name  | Status    | Due Date | Completed On | Course # | Credits |                                  |
|--|-----------|----------|--------------|----------|---------|----------------------------------|
| <a href="#">Cultural Competency</a>                                  | Completed |          | 2/7/2014     | 71213    | 1.00    | <a href="#">View Certificate</a> |
| <a href="#">Heart Failure</a>  | Completed |          | 2/6/2014     | 70314    | 1.00    | <a href="#">View Certificate</a> |
| <a href="#">Nutritional Assessment</a>                               | Completed |          | 1/23/2014    | 62112    | 1.00    | <a href="#">View Certificate</a> |
| <a href="#">Leadership and Effective Communication</a>               | Completed |          | 1/23/2014    | 12812    | 1.00    | <a href="#">View Certificate</a> |
| <a href="#">Insulin Dosing, Pharmacokinetics, and Administration</a> | Completed |          | 10/21/2013   | 72111    | 1.00    | <a href="#">View Certificate</a> |
| <a href="#">Hypertension Management Update</a>                       | Completed |          | 10/21/2013   | 71111    | 1.00    | <a href="#">View Certificate</a> |
| <a href="#">Sleep and Sleep Disorders</a>                            | Completed |          | 10/10/2013   | 51913    | 0.00    | <a href="#">View Certificate</a> |

Copyright © 2008 Swank Healthcare.



DUPLICATE

Provider: Health.edu  
 Texas Tech University Health Sciences Center  
 3601 4th Street  
 Lubbock, TX 79430

CERTIFIES THAT  
**HALA SACRE (PHARM. D.)**  
 2658 Order of Pharmacists Lebanon - , IT  
 HAS BEEN AWARDED 1 CONTACT HOURS FOR

**71213 Cultural Competency Approval # 00096-9999-13-026-H04-P 0096-9999-13-026-H04-T**

**Program Expiration Date: 8/31/2015**  
**Instructor: Kenna D. Payne, PharmD, BCPS**  
**Date Completed: 2/7/2014 8:02 AM**



Director of Continuing Education The School of Pharmacy

Pharmacy : Pharmacy : Texas Tech University Health Sciences Center School of Pharmacy is accredited by the Accreditation Council for Pharmacy Education as a provider of continuing pharmacy education.

Knowledge-based program with UAN #00096-9999-13-026-H04-P 0096-9999-13-026-H04-T.

Health.edu reports Florida Continuing Education (Contact Hours) to CE Broker.

# OPL Recruitment Service

## For Job Seekers

1. Go to [www.opl.org.lb](http://www.opl.org.lb)
2. Click on “Careers”



3. You need to submit a “Job Application” by first filling your OPL Registration number and date of birth. Now click “Next”

## Job Application

ENTER YOUR OPL REGISTRATION NUMBER AND YOUR DATE OF BIRTH

OPL Registration No.

Date of Birth  /  /   
dd mm yyyy

4. The application will open and you can now fill your Personal information, Contact Information, Target Position, Experience and Education
5. Make sure to fill your active email account that you use on daily basis (such as [---@opl.org.lb](mailto:---@opl.org.lb), [---@hotmail.com](mailto:---@hotmail.com), [---@gmail.com](mailto:---@gmail.com)) in order for the recruiter or OPL recruitment service to contact you.

| Contact Information     |                      |
|-------------------------|----------------------|
| * Email Address         | <input type="text"/> |
| * Confirm Email Address | <input type="text"/> |
| * Mobile Phone          | <input type="text"/> |

6. After you fill the form, you need to upload your CV into our system. Press “Choose File” in order to attached your CV. The only accepted file formats are doc, docx or pdf.

Please note that uploading your CV is not obligatory but highly recommended.

---

Upload CV (doc, docx, pdf)

Choose File No file chosen

---

SUBMIT

7. Click “Submit” in order to submit your application to the OPL Recruitment Service.
8. The Recruitment Committee will review your application and match your goal and qualification to available job vacancies.
9. If the recruiter finds interest in your application, then they will contact you directly and schedule an interview.
10. Once you are hired, please send an email to [recruitment@opl.org.lb](mailto:recruitment@opl.org.lb) in order not to forward your application to other available vacancies.

*Good Luck!!!*

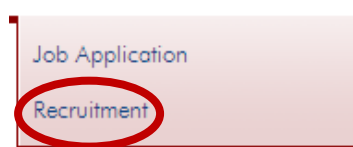
## For Recruiters

1. Go to [www.opl.org.lb](http://www.opl.org.lb)

2. Click on “Careers”



3. On the right hand side of the page, click on “Recruitment”



4. Fill out the application form stating all the information related to this vacancy. Please note that each position require a separate form.

5. At the end of the application form, you need to fill the “Contact Information” in order for the Recruitment Committee to send you the matching CVs. Please note that the contact information will not be shared with the Job seekers.

| Contact Information |  |
|---------------------|--|
| * Name              | <input type="text"/>                           |
| Position            | <input type="text"/>                           |
| * Telephone         | <input type="text"/> Ext: <input type="text"/> |
| * Email             | <input type="text"/>                           |

**SUBMIT**

6. Click “Submit” in order to submit your application to the OPL Recruitment Service. Matching CVs will be sent directly to your email.

**For any special request, kindly send an email to**  
[recruitment@opl.org.lb](mailto:recruitment@opl.org.lb)

***ENJOY OPL NEW SERVICES!!***